



## 89421118-CTD 43



- CTH 46
  - ✓ Heating / cooling function
  - ✓ Measurement and setpoint display
- CTD 43
  - ✓ Heating or cooling function
  - ✓ Measurement display
  - ✓ Measurement deviation display-Setpoint via LED
  - ✓ 1 configurable alarm
- CTD 46
  - ✓ Heating or cooling function
  - ✓ Measurement and setpoint display
  - ✓ 1 configurable alarm

## Supply

Frequency (Hz)	50 / 60
Tolerance	-15% +10% Un
Consumption	5 VA
Display CTD 43	Measurement or setpoint: red LEDs, 3-digit, 7-segment, height 10 mm
Display CTH 47 / CTD 46	Measurement: red LEDs, 3-digit, 7-segment, height 10 mm Setpoint: green LEDs, 3-digit, 7-segment, height 7,5 mm

## Switch

## Insulation resistance conforming to IEC 348

Insulation voltage according to IEC 348	1500 V
Immunity to interference conforming to IEC 801-4	Level 3
Immunity to interference conforming to IEC 801-2	8000 V
Accuracy	± 0.3% of the full measurement scale at an ambient temperature of 25 °C at Un
Operating temperature range (°C)	0 →+50 °C
Storage temperature range (°C)	-30 →+70 °C
Relative humidity (Rh no condensation)	20 →85%

## Housing material

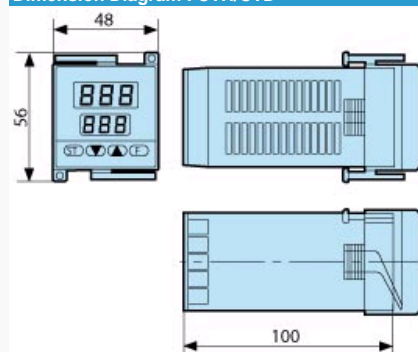
Front panel	polycarbonate membrane
Protection class according to IEC 529 (IEC 70-1)	IP 54
Connection	screw terminals
Weight (g)	160
Approvals	UL/CSA

## Inputs

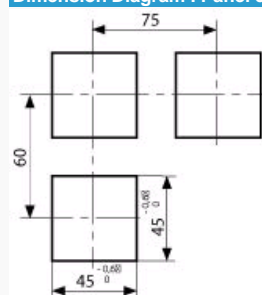
Thermocouples J, K, and N	IEC 584-1
Thermocouples L	DIN 43710
Reference junction	Automatic cold junction compensation: 0 to 50 °C (Thermocouples)
Reference junction drift	0,1 °C / °C
Line resistance	100 Ω max
Calibration (IEC 584-1)	IEC 584 - 1
Resist. temp. detector Pt 100 according to IEC 751	3-wire
Line resistance	< 4 Ω
Input type and standard range TC	L (0/800°C) (0/999°F) J (0/800°C) (0/999°F) K (0/999°C) (0/999°F) N (0/999°C) (0/999°F)
Input type and standard range RTD Pt100	(-199/500°C) (-19,9/99,9°F) (-199/999°C)
Output	
Type of output	discontinuous
Action type CTH 46	heating-cooling
Action type CTD 43 - CTD 46	heating or cooling
Limitation of output power: SOFT-START- heat action	adjustable from 0 to 100%
Limitation of output power: SOFT-START-heat/cool action	adjustable from -100 to + 100%
Main output changeover relay	3 A 250 V AC resistive
Main output--logic	Max. load: 700 Ω Level 0: < 0,5 V DC Level 1: 14 V DC± 20% @ 20 mA max 24 V DC± 20% @ 1 mA max
Main output cycle time	1 s →200 s
Cool output CTH 46 only	N/O-1 A contact, 250 V AC resistive
Alarm output CTD 43-CTD 46 only	N/O-1 A contact, 250 V AC resistive
Control characteristics	
Control algorithm	PID with auto-tune and adaptive tune: SMART

Control type CTD 43 CTD 46	heating or cooling
Control type CTH 46	heating-cooling
Sampling time	500 ms
Proportional band Pb CTD 43 - CTD 46	1,0% to 99,9% of scale amplitude
Proportional band Pb CTH 46	1,5% to 99,9% of scale amplitude
Proportional band Pb Note: if Pb = 0% discrete action	✓
Hysteresis (during discrete action)	0,1% to 10% of scale amplitude
Integral time ti Note: if ti > 20 min	1 min 20 s to 20 min 0 s (10 s resolution)
Derivative time td. Note: if td=0	1 s to 9 min 59 s
Cycle time heating	1 s → 200 s
Cycle time cooling (CTH46 only)	1 s → 200 s
Heat-cool control CTH 46 Cool proportional band	rC x heat proportional band
Heat-cool control rC: relative gain	0,20 → 1,00
Heat-cool control CTH 46 dead.overlap band	-20% to + 50% of the heat proportional band
Alarms (on CTD 43 and CTD 46 only)	
Type of output	direct or reverse
Functions	absolute alarm . band alarm . deviation alarm
Reset to zero	manual
Inhibition	can be configured
Alarm threshold - absolute alarm	absolute value independent from SP
Alarm threshold - band alarm	value relative to SP, adjustable from 0 to 500 °C/°F
Alarm threshold - deviation alarm	value relative to SP, adjustable from -199°C/°F (negative deviation) to +500°C/°F (positive deviation)
Alarm	0.1 to 10% of scale amplitude

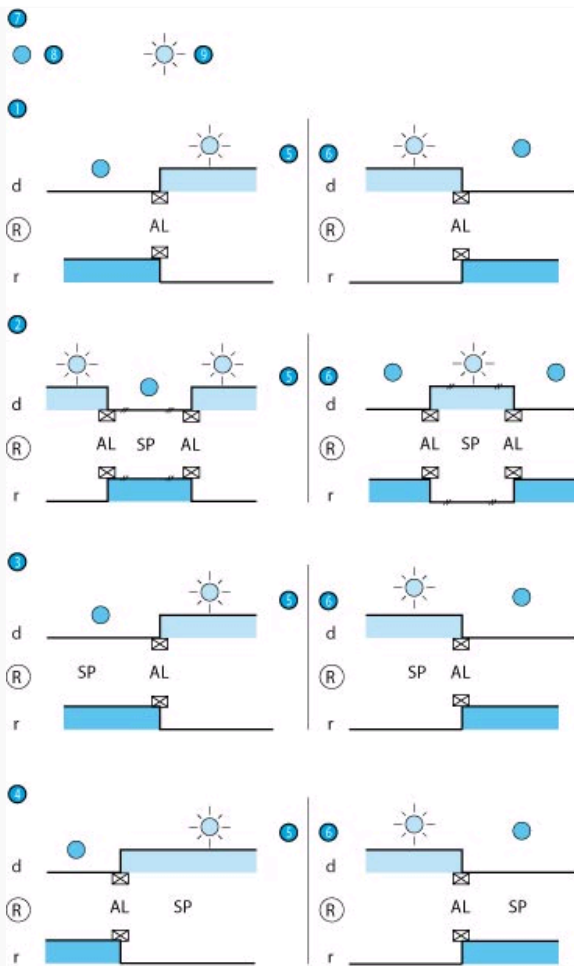
#### Dimension Diagram : CTH/CTD



#### Dimension Diagram : Panel cut-out

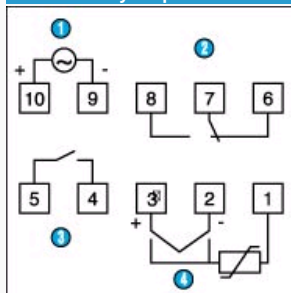


#### Curves : Operating modes Summary of the various configurations



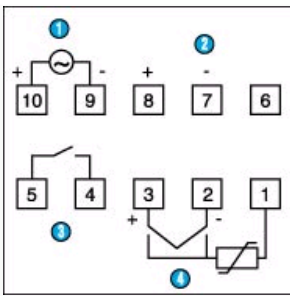
N°	Legend
1	Absolute alarm
2	Band alarm
3	Positive deviation alarm
4	Negative position alarm
5	High
6	Low

**: CTD 43 relay output**



N°	Legend
1	Supply
2	Main output 250 V AC / 3 A
3	Alarm output 250 V AC / 1 A
4	Thermocouple or resistance temperature detector connection

**: CTD 43 logic output**



N°	Legend
1	Supply
2	Main output 0-24 V DC / 20 mA max
3	Alarm output 250 V AC / 1 A
4	Thermocouple or resistance temperature detector connection